

LED Light:



Press any of the 3 buttons to turn the LED light on.

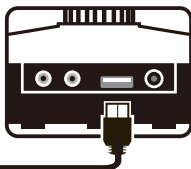
KULUMI is tri-directional and dimmable. Adjust light brightness and light output side to maximize battery life.



Phone Charger:



KULUMI can be used to re-charge any typical electronic device that charges via USB. Output: 5V/300mA



AUDIO Mode:



Press FM/USB button to switch between Internal Memory, USB Interface and FM Radio mode.

FM / USB:

FM mode:

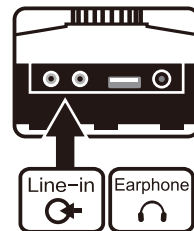
Press twice to cycle to FM mode. Plug the included Audio Cable or your own Headphones into the Headphone jack to improve FM reception. Auto search: Press to automatically search for radio stations. Press to select the channel.

USB / Memory mode:

Press to cycle to the USB or Memory* content. Press the to start playing content. KulumI will automatically recognize and playback the audio files when you plug your USB drive into the USB interface. Use the four buttons to select the different tracks and folders.

**Your KulumI may or may not include preloaded Memory depending on how you ordered it.*

Speaker:



Line-In:

Use this input with audio cable to play audio from a laptop, phone or other MP3 player.




Earphone:

Press the button for 3s to mute the speaker when you want to use your headphones to listen to the audio. Press the button for 3s to reactivate the speaker.

Special feature:

Multiple (2-10) KULUMIs can be connected together via the Line-in and Headphone jack to create a large amplified audio output.



Charge KULUMI:



KULUMI can be charged via any 5V DC output.

In order to recharge KULUMI connect the USB power cable to:

1. The included 5V Solar panel. (Typical charge time is 6-12 hours in full sunlight)
2. Any USB 5V power source from a PC/Laptop. (Typical charge time is 3.5 hours)

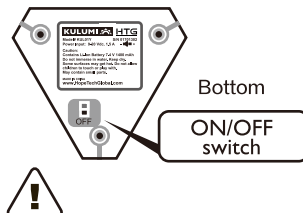
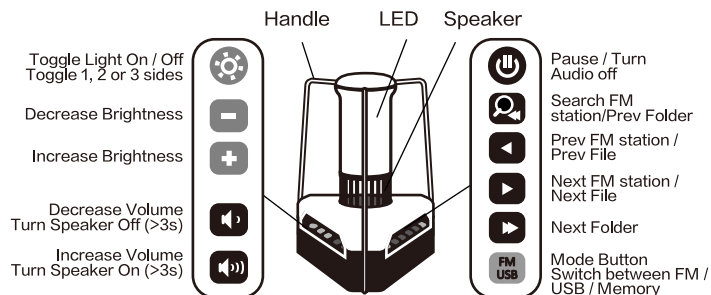


Indicator:

See the battery indicator light to confirm status of battery:

- ORANGE - Battery is charging
- GREEN - Battery is fully charged
- RED - Battery low, recharge soon

Operation:



***Make sure KULUMI is turned ON before trying to use it. Turn KULUMI OFF to save battery life.**

Check your box!



KULUMI Lamp x 1




Solar panel x 1



AUX Cable x 1
USB Cable x 1

Size:
Lamp: 115*105*155mm Weight: 350g
Solar panel: 100*142*4mm Weight: 50g
AUX / USB line: 800mm / 2m

WARNING!!



Please be conscious of the environment and dispose of Li-Ion battery responsibly.

- * Do not use product near fire or in a high temperature area.
- * Do not grip heat sink surface. Temperatures may exceed 60°C.
- * Do not soak the product into water or other liquids
- * Do not disassemble, alter or apply heat to the product.
- * Recommended Operating Temperature: 0-45 °C.
- * Recommended Storage Temperature: -10 to 60 °C.
- * Low temperatures (<-10 °C) or high temperatures (> 45 °C) will shorten battery life.



Engineering a Brighter Tomorrow

KULUMI Patents:
2012 3059 2870.4, 2012 2065 3463.4, 2012 1050 7346.1

Engineering a Brighter Tomorrow

KULUMI[®]

PORTABLE SOLAR LED AUDIO LAMP

Manual

- LED Light
- Audio
- FM/USB Interface
- Speaker
- Solar power
- Phone Charger



www.HopeTechGlobal.com