

Recommended temperature:

- Operating: 32°F to 113°F (0° to 45°C)
- Storage: 14°F to 140°F (-10° to 60°C)
- Low temperatures (<14°F) or high temperatures (>140°F) will shorten battery life.

KULUMI® SHEEP

More information

Frequently asked questions:

kulumi.org/faq/



Contact us:

kulumi.org/contact/



KULUMI®

KULUMI and the “Rising Sun” logo are Hope Tech Global trademarks.

KULUMI® SHEEP



ASTM F963
ALL NEW MATERIALS
POLYESTER FIBERS

INSTRUCTIONS

3+

How to navigate

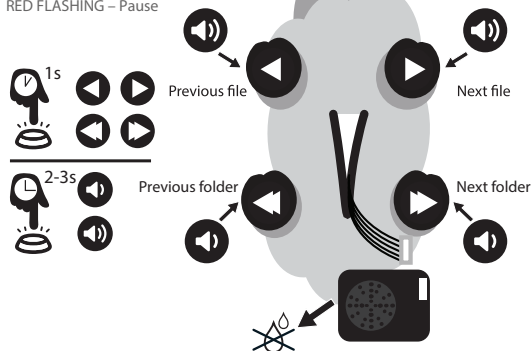


AUDIO PLAYER LIGHT INDICATOR:

(Below the sheep's neck)

RED SOLID – Playing

RED FLASHING – Pause





kulumi.org

How to wash

Remove the audio player/battery pack before washing as it should NOT get wet.

1. Open the zipper.
2. Detach the audio player/battery pack from the wires by pulling gently.
3. Hand wash or machine wash.

The integrated wires and buttons can be soaked as they are waterproof.



How to recharge

When the battery is low, you will hear the following: "Low battery, recharge."

This toy is only to be connected to equipment bearing either of the following symbols:



Open the zipper and plug the cable into the battery pack to charge.

BATTERY STATUS LIGHT INDICATOR:
(Below the sheep's neck)

RED – Low battery
GREEN – Full



TYPICAL CHARGE TIME:
5 hours via 5V DC Min 0.2A

Auto shutdown function: The sheep can play non-stop for 25 minutes. Then it will stop and the red light will blink for 5 minutes before turning off completely.

Warning

- Do not use product near fire or in a high temperature area.
- Do not soak the product with its audio player/battery pack into water or other liquids.
- Do not disassemble, alter or apply heat to the product.
- Batteries must not be exposed to excessive heat such as fire, or similar.
- To prevent possible hearing damage, do not listen to high volume for long periods.
- Please be conscious of the environment and dispose of lithium battery responsibly.